

## Higher achievement at many schools – Page 4



“No matter what the challenge, if we stand together as one ... it can be overcome,” Dr. James Pughsley said in an address to the school board Tuesday night.

## It's Superintendent Pughsley

### 2-year contract ahead; national search delayed; a confident, veteran educator issues call for unity

Deputy Supt. James Pughsley will be Charlotte-Mecklenburg Schools' next superintendent, by unanimous decision of the Charlotte-Mecklenburg Board of Education.

The decision maintains continuity as the system plunges into a new student assignment plan and as it tries to maintain the staff brought together over the last six years by departing Supt. Eric Smith.

Pughsley accepted the position after a closed-door session Tuesday night following the board's regular meeting. His term begins July 1, and details of his

contract will be ironed out in advance of the board's next meeting on June 11.

Board chairman Arthur Griffin said the board now intends to conduct a national search for a superintendent beginning after the first full year of Pughsley's contract.

“Because of the board's unanimous support for Dr. Pughsley, as well as our commitment to stability of leadership, we are offering this position, and he has accepted,” Griffin said.

The appointment comes as the board is trying to shore up sup-

**Continued on Page 3**

## Celebrate this week! Attend graduation

*Metro School held its graduation Thursday evening for 15 graduates.*

### Wednesday, June 5

Midwood: 7 p.m., Dana Auditorium at Queens College, 100 graduating.

Northwest School of the Arts: 7 p.m., Ovens Auditorium, 150 graduating.

### Thursday, June 6

North Mecklenburg: 8:30 a.m., Cricket Arena, 560 graduating.

West Mecklenburg: 8:30 a.m., Coliseum, 240 graduating.

West Charlotte: 11:30 a.m., Coliseum, 333 graduating.

Independence: Noon, Cricket Arena, 425 graduating.

South Mecklenburg: 2:30 p.m., Coliseum, 440 graduating.

Myers Park: 3:30 p.m., Cricket Arena, 530 graduating.

Olympic: 5:30 p.m., Coliseum, 220 graduating.

East Mecklenburg: 7 p.m., Cricket Arena, 420 graduating.

Harding: 8:30 p.m., Coliseum, 350 graduating.

### Friday, June 7

Vance: 8:30 a.m., Cricket Arena, 420 graduating.

Butler: Noon, Cricket Arena, 360 graduating.

Providence: 3:30 p.m., Cricket Arena, 475 graduating.

Garinger: 7 p.m., Cricket Arena, 300 graduating.

## Educate! this summer

With today's issue, *Educate!* marks the end of another school year of weekly publication. It has been a pleasure providing you, our readers, with this free resource on our schools and on education issues.

During the summer we may publish intermittently as prompted by events. Between editions, news will be posted on the main page of [www.educateclt.org](http://www.educateclt.org).

Until we meet again, steer clear of mobile classrooms on the road, and have a great summer.

– Steve Johnston

# Doing right by schools may mean a tax increase

Thursday's hearing before county commissioners ran about four hours, and most of the comments were about schools. Those near the end were abandoning their text for brevity. Below is the full text of Allen Saxe's comments.

(Last) Monday morning the Observer's article announcing this public hearing reported on the winners and the losers in the proposed county budget with the Charlotte-Mecklenburg Schools being one of the losers.

We should all be ashamed and appalled. If our schools are losers in the budget squeeze, we as a city and a nation will all pay a price in the future. If teacher pay is not addressed we will continue to lose teachers.

As county commissioners, you may feel sympathetic, but with no choice but to not fully fund the schools.

I would urge a different approach. I would request that you as a Board formally resolve that our schools will be viewed a

## The task at hand: Ensuring teacher quality

"What we know from educational research and policy reports is that it takes more than developing standards, aligning assessments and standards, and requiring accountability to improve student learning.

"To promote student learning, we must also have knowledgeable, skilled teachers in every classroom, teaching every child. And we know that it is possible to get these teachers when we improve teacher preparation, hire appropriate teachers for the classrooms, and provide new and continuing teachers with rich, content-based professional development.

"The policies developed and adopted by school boards and implemented by school districts are key to establishing quality education for every child. It is time for everyone connected with

---

## From Readers

---

a high priority and that you will take a leadership role in insuring full funding to address the major inequities in schools, school resources and teacher resources.

I would request that you invite the School Board and City Council to hold a Summit on Our Schools to explore how to resolve the funding needs of our schools. This summit should also include representatives from various sectors of the community.

As one citizen, I would suggest if that we are truly going to address the needs of our students and teachers, it may require politicians to raise taxes even in election years and for the public, both corporate and individuals, to begin to see that our public schools are a fitting place to give charitable contributions.

All colleges and universities, both public and private, are con-

ducting successful capital campaigns and endowment funds. It is time to do the same for our public elementary and secondary schools.

ducting successful capital campaigns and endowment funds. It is time to do the same for our public elementary and secondary schools.

Our school system has undergone massive change. We must be firm in our commitment to equity and have the integrity to truly support public education.

To do any less will write a history of hypocrisy or lack of will.

---

## **Educate!** a journal on public education in Charlotte-Mecklenburg

Our aim is to supply information useful to you in your role as student, parent or citizen interested in the welfare of Charlotte-Mecklenburg Schools.

Educate! is published by The Swann Fellowship, 1510 E. 7th St., Charlotte, NC 28204. Voice and fax: 704-342-4330. E-mail: [sjohnston@educateclt.org](mailto:sjohnston@educateclt.org) Lucy Bush, president; B.B. DeLaine, vice president; Steve Johnston, executive director. Published since September 2000; 6-week average circulation through last issue: 2,094.

The Swann Fellowship, named for Darius and Vera Swann, was formed in 1997 out of several Charlotte religious congregations to be a witness to the value of diversity in public education and to educate the public on public school issues as they relate to this and allied subjects. The Swann Fellowship is a nonprofit organization exempt under Section 501(c)(3) of the Internal Revenue Code 56-2106776. Financial information about this organization and a copy of its license are available from the State Solicitation Licensing Branch at 1-888-830-4989. The license is not an endorsement by the state.

To be removed from distribution, message: [imailsrv@educateclt.org](mailto:imailsrv@educateclt.org). In body of the message, type: unsubscribe swann name@domain.etc. To be added to our distribution list, message: [imailsrv@educateclt.org](mailto:imailsrv@educateclt.org). In body of the message, type: subscribe swann name@domain.etc

the teaching/learning enterprise in this country to make the necessary hard decisions to ensure teacher quality."

– Christopher T. Cross and Diana Wyllie Rigden from the Council for Basic Education, in *American School board Journal* at [www.asbj.com](http://www.asbj.com)

## Underwrite an edition of *Educate!*

Individuals, community groups and businesses interested in supporting the publication of this community journal should inquire about our underwriting program. Let our readers know that you support quality public schools for all children, and the kind of regular communication about school issues that *Educate!* is striving to deliver.

For more information, call Steve Johnston at 704-342-4330, message him at [sjohnston@educateclt.org](mailto:sjohnston@educateclt.org), or read the "You Can Help" page at [www.educateclt.org](http://www.educateclt.org).

# New and renovated schools expected to open on time

Some construction schedules are tight, but Building Services chief Guy Chamberlain says the many school projects expected for August opening will be ready. The list includes four new schools, and a longer list of schools undergoing substantial renovation and/or expansion:

**Barringer:** Renovations will be complete, Chamberlain says.

**Berry Tech:** With only half its final complement of students on opening day, work will continue on other parts of the school. The last wing should be finished by Jan. 1, the permanent media cen-

ter by spring break.

**J.H. Gunn:** Will be ready.

**Highland:** Old school had to be razed, then site problems had to be resolved. "We will be working real hard right up to the Aug. 1st deadline."

**Lincoln Heights:** The school commuters have watched rise off I-77 near uptown will be ready.

**Mountain Island:** Ready for furniture.

**Providence Springs:** Only one year was set aside for the construction, and site problems were encountered. "We'll be working toward a late July closing."

**Robinson Middle:** To be ready for furniture in a couple of weeks.

**Sedgefield Elementary:** If there are delays, school could begin in the old school on-site. Myers Park Traditional moves into the old school Sept. 16.

**Sedgefield Middle:** Kitchen and cafeteria should be ready.

**Smith Middle:** This over-summer project of "a whole host" of repairs, plus preparation for some smaller children in the language magnet, should be ready.

**Westerly Hills:** The second phase of the new building is already "close" to completion.

## Board taps Pughsley as superintendent

Continued from Page 1

port among county commissioners for its \$275 million budget request. It also faces reassignment over the summer of about a third of all students in the 109,000-student school system as the family choice assignment plan goes into effect. Pughsley took note of all those issues, and others in his acceptance.

"I do surely accept the offer of the board and look forward to it," the Tucson, Arizona native said. "I feel somewhat like I did when I received my doctorate and after I had defended my dissertation.... I don't mind telling you I'm a little weak in the knees, but I am strong in my heart and in my desire.

"There are many challenges that face us," said Pughsley, deputy to Smith since 1998. "Among those, the primary one has to do with student achievement. That will be No. 1 no matter what else is on the list."

Tuesday's report of cross-the-board increases in student achievement, he said, "show what can happen when people step up to the plate and make things happen for kids. That will

not change."

The details of preparing school for the fall will be, he said, "a tremendous challenge. Some think it's impossible what we face. Difficult, yes. But not impossible.

"There is the budget matter. Again, some would say there is an impossible task before us. But I have the feeling that our county commissioners and our community will come through. I'll not allow myself to think otherwise....

"No matter what the challenge, if we stand together as one ... it can be overcome. We must be one no matter what. That is a powerful message to give to the staff and ... this community."

Pughsley praised Smith for his leadership and said to Smith, "You will not be disappointed with what happens here."

The goals of Smith's administration, Pughsley said, were excellence and equity. His goals would be "excellence, equity and beyond. But we must move as one to make that happen."

Smith, who hired Pughsley, said his deputy "has served this system in a powerful way... provided the energy to fulfill the promises made.... We have created greatness in Charlotte-Mecklenburg in

the last six years. I have confidence that it will not only be sustained but raised to another level."

Smith also said he would "commend the board's leadership" for naming Pughsley, a possible reference to calls in the community for an interim leadership during an immediate national search.

Smith leaves June 30. He has not reportedly yet signed a contract with Anne Arundel County, Maryland, where he is the choice of that system's top job.

One reason behind the quick decision to hire Pughsley as superintendent was reportedly to quell a possible exodus of seasoned central administrative staff. Pughsley has worked closely with the entire administrative staff, and has been well-liked by many teachers and principals.

Griffin, meeting with a community group Tuesday morning, refused to say what the board might do later in the day, but added: "People are considering leaving the district right now that are key to attempting to deliver the family choice plan." If many leave, he said, "we will have more students harmed in the family choice plan.

"I have to balance the comments from the public that there should be a national search against the need for stability of leadership."



Pughsley

# Test scores reported by new assignment patterns

End-of-grade test scores show dramatic improvements at a lot of schools across the Charlotte-Mecklenburg school district.

In both reading and math, most schools with children furthest behind have made progress. The story is in the numbers below.

CMS released schoolhouse performance on this year's end-of-grade tests Tuesday night. The data showing gains or losses from last year is culled from two sources: CMS's reading scores for 2001, and the October math scores released by the N.C. Department of Public Instruction. Whatever you do, do NOT compare this year's math scores to last year's that are posted on the

CMS Web site. Those scores, released last June, were way too high because of a state scoring error, and were adjusted lower by the state last fall to be more accurate for comparative purposes.

Below, school results are listed by how the system will be organized this fall under the new assignment plan. Elementary and middle schools are listed under the high schools where those children will graduate.

Naturally, the major changes in assignment will change test scores next year as children move around. CMS has promised to reissue the scores in the fall to reflect who's really at each school.

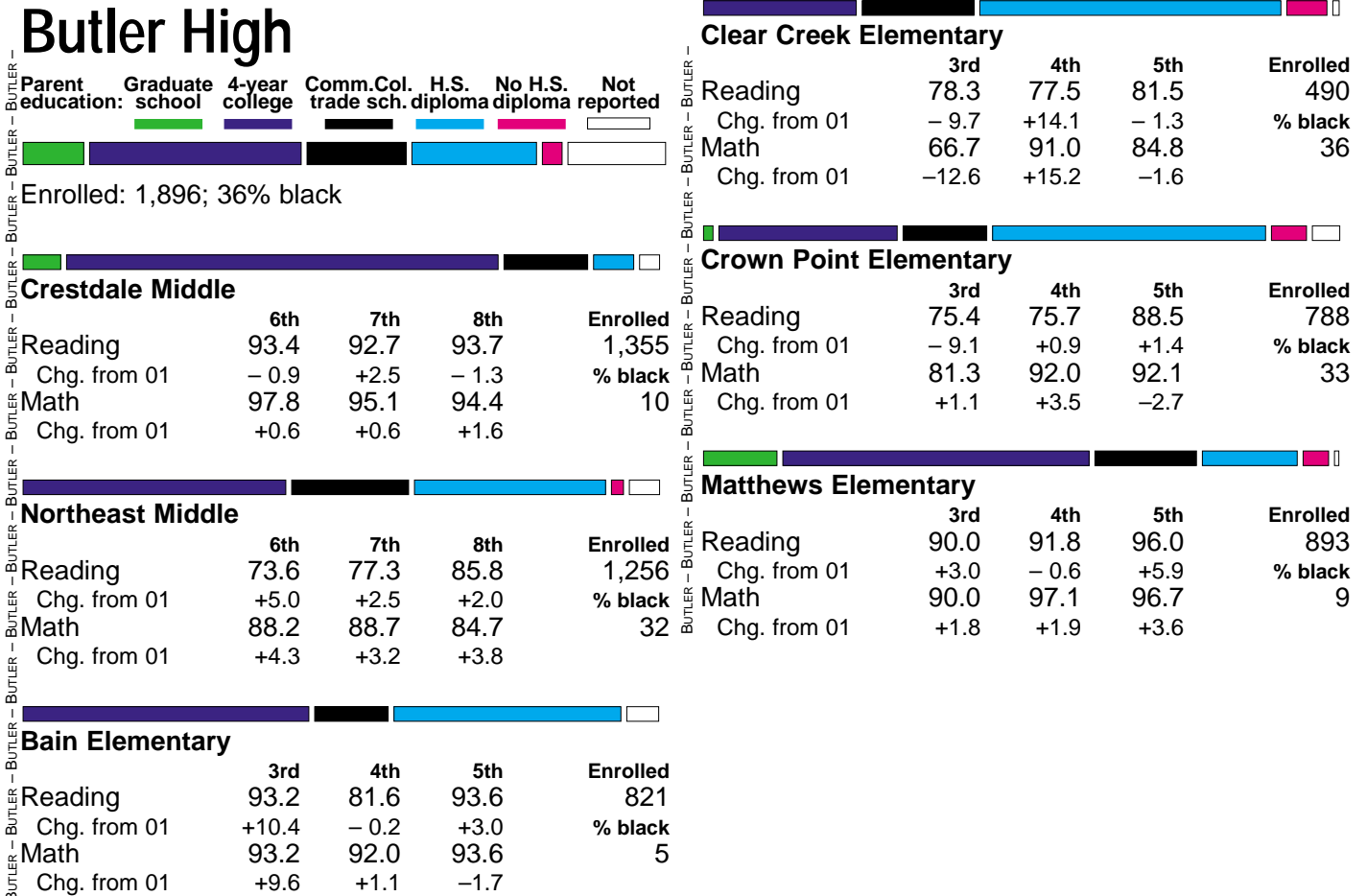
Because some elementaries feed

into more than one middle school, and because some middle schools feed into more than one high school, some schools appear more than once in the following tables.

Magnets that generally feed a single high school are listed with that high school. Other magnets, including Harding High, are listed on page 17, along with a few special situations.

There is much to celebrate in the numbers below. But it is well to remember the standard set by Judge Manning in the Leandro case: A sound basic education requires that all N.C. children be performing on grade level. The goal is for all the reading and math numbers below to be 100%.

**Notes to these charts:** Enrollment data is as of May 6, 2002. Bars on parent education are based on test data from algebra I for high schools, English I for middle schools and 3rd, 4th and 5th grade reading for elementaries. Magnets that chiefly feed one high school are listed with that high school; the remainder are listed together beginning on page 14, along with schools that will close or serve other student populations.





# East Meck High

Parent education: Graduate school 4-year college Comm.Col. trade sch. H.S. diploma No H.S. diploma Not reported



Enrolled: 2,021; 32% black

## Albemarle Road Middle

	6th	7th	8th	Enrolled
Reading	57.0	65.8	72.0	993
Chg. from 01	-1.5	+2.6	-2.5	% black
Math	76.5	65.6	68.5	54
Chg. from 01	+11.3	-6.3	+1.4	

## Crestdale Middle

	6th	7th	8th	Enrolled
Reading	93.4	92.7	93.7	1,355
Chg. from 01	-0.9	+2.5	-1.3	% black
Math	97.8	95.1	94.4	10
Chg. from 01	+0.6	+0.6	+1.6	

## Eastway Middle

	6th	7th	8th	Enrolled
Reading	47.0	49.8	66.1	854
Chg. from 01	+3.3	-6.5	-0.5	% black
Math	69.9	69.6	64.9	66
Chg. from 01	-0.1	-4.7	+9.4	

## McClintock Middle

	6th	7th	8th	Enrolled
Reading	73.9	76.4	80.6	795
Chg. from 01	+3.8	-0.7	-0.6	% black
Math	84.8	80.6	82.6	38
Chg. from 01	+8.4	+7.3	+5.3	

## Randolph Middle (IB magnet)

	6th	7th	8th	Enrolled
Reading	72.4	63.4	74.1	904
Chg. from 01	+14.8	+0.1	+1.3	% black
Math	83.8	65.4	76.1	54
Chg. from 01	+9.6	+0.8	+4.1	

## Crown Point Elementary

	3rd	4th	5th	Enrolled
Reading	75.4	75.7	88.5	788
Chg. from 01	-9.1	+0.9	+1.4	% black
Math	81.3	92.0	92.1	33
Chg. from 01	+1.1	+3.5	+7.3	

## Chantilly Elementary

	3rd	4th	5th	Enrolled
Reading	66.7	66.0	88.0	307
Chg. from 01	-1.5	-11.6	-6.0	% black
Math	69.0	82.0	94.0	50
Chg. from 01	+0.8	-7.6	-4.0	

## Greenway Park Elementary

	3rd	4th	5th	Enrolled
Reading	75.6	69.0	75.2	821
Chg. from 01	-3.4	-0.9	-7.1	% black
Math	76.4	82.4	78.6	46
Chg. from 01	-2.8	+1.8	-4.6	

## Idlewild Elementary

	3rd	4th	5th	Enrolled
Reading	75.0	63.2	73.6	672
Chg. from 01	+19.9	+4.7	-0.8	% black
Math	69.5	84.5	87.3	62
Chg. from 01	+21.8	+10.3	+5.2	

## Lansdowne Elementary

	3rd	4th	5th	Enrolled
Reading	77.1	78.6	79.5	646
Chg. from 01	-4.2	+13.2	-7.0	% black
Math	74.3	84.7	83.1	36
Chg. from 01	-1.7	+4.1	-1.6	

## Oakhurst Elementary

	3rd	4th	5th	Enrolled
Reading	82.1	74.3	86.7	439
Chg. from 01	+0.4	-6.8	+0.6	% black
Math	69.0	88.6	81.3	48
Chg. from 01	-13.9	-0.7	-2.7	

## Piney Grove Elementary

	3rd	4th	5th	Enrolled
Reading	82.5	80.8	82.4	652
Chg. from 01	+6.8	+6.0	-4.7	% black
Math	83.5	97.0	87.3	46
Chg. from 01	+1.9	+7.1	+0.2	

## Rama Road Elementary

	3rd	4th	5th	Enrolled
Reading	70.7	60.0	67.7	552
Chg. from 01	+7.2	-2.6	-3.6	% black
Math	71.7	78.0	70.3	42
Chg. from 01	+16.9	+2.0	-11.3	

# Garinger High

Parent education: Graduate school 4-year college Comm.Col. trade sch. H.S. diploma No H.S. diploma Not reported




Enrolled: 996; 65% black

## Eastway Middle


	6th	7th	8th	Enrolled
Reading	47.0	49.8	66.1	854
Chg. from 01	+3.3	-6.5	-0.5	% black
Math	69.9	69.6	64.9	66
Chg. from 01	-0.1	-4.7	+9.4	






**Hornets Nest Elementary**

	3rd	4th	5th	Enrolled
Reading	75.8	67.8	88.2	981
Chg. from 01	+2.5	-8.0	+9.1	% black
Math	75.5	86.3	88.6	52
Chg. from 01	+2.8	-1.3	+3.4	




**Northeast Middle**

	6th	7th	8th	Enrolled
Reading	73.6	77.3	85.8	1,256
Chg. from 01	+5.0	+2.5	+2.0	% black
Math	88.2	88.7	84.7	32
Chg. from 01	+4.3	+3.2	+3.8	




**Huntersville Elementary**

	3rd	4th	5th	Enrolled
Reading	79.6	72.7	77.7	670
Chg. from 01	+1.6	-6.1	-2.8	% black
Math	82.7	90.1	85.4	28
Chg. from 01	+6.6	+6.4	+5.9	




**Northridge Middle**

	6th	7th	8th	Enrolled
Reading	71.4	72.1	79.9	1,265
Chg. from 01	+8.2	+2.5	+2.3	% black
Math	88.7	80.0	72.8	61
Chg. from 01	+8.3	+5.8	+6.5	



**Long Creek Elementary**

	3rd	4th	5th	Enrolled
Reading	76.9	73.8	77.3	566
Chg. from 01	+8.6	+7.1	+6.0	% black
Math	73.6	78.8	84.1	34
Chg. from 01	+9.0	+0.6	+15.0	




**Albemarle Road Elementary**

	3rd	4th	5th	Enrolled
Reading	75.8	72.4	85.7	743
Chg. from 01	+0.3	+0.2	+2.4	% black
Math	70.6	91.4	94.5	55
Chg. from 01	+3.3	+2.6	+7.8	


**Mountain Island Elementary**  
 New school; no data

**Devonshire Elementary**



**Statesville Road Elementary**

	3rd	4th	5th	Enrolled
Reading	60.8	62.3	71.3	478
Chg. from 01	+7.3	+1.3	-3.7	% black
Math	68.4	88.4	92.0	44
Chg. from 01	+23.1	+4.3	+8.2	




**J.H. Gunn Elementary**

	3rd	4th	5th	Enrolled
Reading	54.1	65.1	63.5	507
Chg. from 01	-3.2	+2.8	-3.2	% black
Math	42.2	79.5	76.6	61
Chg. from 01	-7.2	-3.0	+5.2	


**Independence High**

Parent education:	Graduate school	4-year college	Comm.Col. trade sch.	H.S. diploma	No H.S. diploma	Not reported
Enrolled: 2,212; 42% black						



**Lebanon Road Elementary**


	3rd	4th	5th	Enrolled
Reading	70.6	68.4	66.9	740
Chg. from 01	-1.9	-1.4	-3.0	% black
Math	57.0	81.2	82.1	48
Chg. from 01	-2.2	-0.9	+3.8	



**Albemarle Road Middle**


	6th	7th	8th	Enrolled
Reading	57.0	65.8	72.0	993
Chg. from 01	-1.5	+2.6	-2.5	% black
Math	76.5	65.6	68.5	54
Chg. from 01	+11.3	-6.3	+1.4	

**New Grier Road Elementary**  
 New school; no data



**Cochrane Middle**

	6th	7th	8th	Enrolled
Reading	48.5	45.6	62.4	703
Chg. from 01	+12.7	-0.2	+9.6	% black
Math	72.0	64.6	45.4	72
Chg. from 01	+24.1	+12.4	-2.7	



**Reedy Creek Elementary**

	3rd	4th	5th	Enrolled
Reading	80.0	75.4	84.3	870
Chg. from 01	+2.0	-7.8	+5.1	% black
Math	70.3	73.6	95.7	43
Chg. from 01	-6.9	-19.8	+16.5	

# Myers Park High



Enrolled: 2,388; 28% black

## Carmel Middle

	6th	7th	8th	Enrolled
Reading	72.6	79.3	90.2	876
Chg. from 01	-7.8	-0.2	+6.4	% black
Math	85.9	83.7	85.1	30
Chg. from 01	-1.2	+4.6	+1.0	

Data unavailable

## Marie G. Davis Middle

	6th	7th	8th	Enrolled
Reading	91.0	91.5	95.5	637
Chg. from 01	+3.1	+0.6	+0.1	% black
Math	98.1	91.5	96.0	45
Chg. from 01	+4.1	-1.7	+2.5	

## Alexander Graham Middle

	6th	7th	8th	Enrolled
Reading	82.1	72.9	87.9	1,185
Chg. from 01	+15.6	-0.8	+7.5	% black
Math	93.7	78.8	91.9	41
Chg. from 01	+15.2	+0.8	+10.9	

## Billingsville Elementary

	3rd	4th	5th	Enrolled
Reading	82.1	82.1	73.3	366
Chg. from 01	+8.2	+18.1	-4.5	% black
Math	80.4	85.0	73.9	61
Chg. from 01	+19.5	+9.5	-6.1	

## Cotswold Elementary

	3rd	4th	5th	Enrolled
Reading	74.0	67.9	72.9	562
Chg. from 01	+11.0	+0.8	-13.0	% black
Math	67.5	74.1	69.4	53
Chg. from 01	+8.3	-1.9	-16.3	

## Eastover Elementary

	3rd	4th	5th	Enrolled
Reading	81.4	83.3	86.0	425
Chg. from 01	+4.7	+8.3	-4.0	% black
Math	82.9	95.9	91.4	37
Chg. from 01	+9.9	+13.4	+2.5	

## First Ward Elementary

	3rd	4th	5th	Enrolled
Reading	98.4	70.2	72.7	434
Chg. from 01	+18.1	+0.8	+1.5	% black
Math	93.8	94.7	84.8	76
Chg. from 01	+16.8	+6.0	+1.7	

## Irwin Avenue Elementary

	3rd	4th	5th	Enrolled
Reading	72.6	75.0	68.2	495
Chg. from 01	+7.4	+15.4	+1.9	% black
Math	63.0	87.0	75.0	60
Chg. from 01	+5.0	+15.7	+5.2	

## Olde Providence Elementary

	3rd	4th	5th	Enrolled
Reading	89.8	95.3	96.2	767
Chg. from 01	-1.6	-2.3	+1.0	% black
Math	88.2	95.3	99.2	20
Chg. from 01	-1.6	-3.9	+4.8	

## Selwyn Elementary

	3rd	4th	5th	Enrolled
Reading	78.3	74.1	84.0	473
Chg. from 01	+0.2	+2.1	+1.5	% black
Math	76.8	87.7	80.0	34
Chg. from 01	+4.2	+10.4	-13.0	

## Sharon Elementary

	3rd	4th	5th	Enrolled
Reading	71.8	68.0	86.8	427
Chg. from 01	+7.3	-3.3	+15.8	% black
Math	66.7	77.9	83.5	43
Chg. from 01	+7.5	+8.5	+19.2	

# North Meck High



Enrolled: 1,573; 23% black

## Alexander Middle

	6th	7th	8th	Enrolled
Reading	78.8	81.9	85.7	1,133
Chg. from 01	+5.2	+7.1	+1.5	% black
Math	87.0	89.1	81.4	21
Chg. from 01	+6.1	+13.4	+1.2	

## Bradley Middle

	6th	7th	8th	Enrolled
Reading	67.0	74.8	79.2	1,185
Chg. from 01	+1.9	+2.5	+3.0	% black
Math	83.8	80.3	76.5	41
Chg. from 01	-0.5	+1.0	+6.3	



**Davidson IB Middle**

	6th	7th	8th	Enrolled
Reading	98.7	97.5	100	236
Chg. from 01	-0.1	+3.8	+2.5	% black
Math	100	100	100	12
Chg. from 01	+1.2	+7.6	+7.5	

**Blythe Elementary**

	3rd	4th	5th	Enrolled
Reading	82.8	81.2	81.8	1,205
Chg. from 01	+7.8	+7.5	-2.3	% black
Math	78.6	91.1	85.2	23
Chg. from 01	+8.5	+5.0	-3.5	

**Cornelius Elementary**

	3rd	4th	5th	Enrolled
Reading	91.7	87.9	90.3	937
Chg. from 01	+1.4	+5.6	-3.8	% black
Math	94.0	95.8	95.6	7
Chg. from 01	+3.1	+8.2	+2.2	

**David Cox Road Elementary**

	3rd	4th	5th	Enrolled
Reading	91.6	87.2	90.8	795
Chg. from 01	+6.1	+0.2	-2.6	% black
Math	87.4	93.6	93.0	28
Chg. from 01	+4.1	-4.7	+3.8	

**Davidson Elementary**

	3rd	4th	5th	Enrolled
Reading	96.6	95.6	96.4	896
Chg. from 01	+4.3	+4.5	+0.1	% black
Math	93.1	98.8	99.3	7
Chg. from 01	+0.8	-0.5	+4.9	

**Huntersville Elementary**

	3rd	4th	5th	Enrolled
Reading	79.6	72.7	77.7	670
Chg. from 01	+1.6	-6.1	-2.8	% black
Math	82.7	90.1	85.4	28
Chg. from 01	+6.6	+6.4	+5.9	

**Northwest High**

Parent education: school (green), Graduate school (purple), 4-year college (black), Comm.Col. trade sch. (blue), H.S. diploma (pink), No H.S. diploma (red), Not reported (white)

Enrolled: 1,111; 46% black

**Northwest Middle**

	6th	7th	8th	Enrolled
Reading	69.0	74.1	78.1	above
Chg. from 01	-1.7	+10.9	+4.4	% black
Math	80.1	73.5	65.6	above
Chg. from 01	-0.6	+3.8	+12.7	

**University Park Elementary**

	3rd	4th	5th	Enrolled
Reading	75.8	68.4	81.4	647
Chg. from 01	+0.8	-5.8	-7.0	% black
Math	71.7	84.5	86.7	47
Chg. from 01	+3.7	+1.2	-8.2	

**Olympic High**

Parent education: school (green), Graduate school (purple), 4-year college (black), Comm.Col. trade sch. (blue), H.S. diploma (pink), No H.S. diploma (red), Not reported (white)

Enrolled: 1,088; 44% black

**Marie G. Davis Middle**

Data unavailable

	6th	7th	8th	Enrolled
Reading	91.0	91.5	95.5	637
Chg. from 01	+3.1	+0.6	+0.1	% black
Math	98.1	91.5	96.0	45
Chg. from 01	+4.1	-1.7	+2.5	

**Kennedy Middle**

	6th	7th	8th	Enrolled
Reading	79.2	77.1	84.7	1,001
Chg. from 01	+6.9	+4.2	-1.7	% black
Math	88.7	83.0	89.3	49
Chg. from 01	+4.7	+3.4	+8.0	

**Sedgefield Middle**

	6th	7th	8th	Enrolled
Reading	55.8	55.9	69.4	489
Chg. from 01	+13.1	+1.8	-4.3	% black
Math	84.2	71.9	70.6	54
Chg. from 01	+14.1	+18.8	+8.8	

**Lake Wylie Elementary**

	3rd	4th	5th	Enrolled
Reading	78.0	71.9	85.3	1,086
Chg. from 01	+0.1	+1.8	+7.6	% black
Math	78.5	83.8	86.5	34
Chg. from 01	+10.5	+0.7	+1.6	

**Elizabeth Lane Elementary**

	3rd	4th	5th	Enrolled
Reading	97.2	96.0	98.0	1,017
Chg. from 01	+3.9	+0.6	+0.4	% black
Math	96.6	98.9	99.0	5
Chg. from 01	+2.7	-0.1	+2.0	

**Pinewood Elementary**

	3rd	4th	5th	Enrolled
Reading	80.3	63.8	79.5	466
Chg. from 01	+18.9	+5.5	+10.4	% black
Math	77.3	90.0	84.6	46
Chg. from 01	+14.6	+0.7	+13.6	

**McAlpine Elementary**

	3rd	4th	5th	Enrolled
Reading	98.3	92.9	97.7	706
Chg. from 01	+2.1	+2.3	+2.7	% black
Math	96.9	99.0	97.7	8
Chg. from 01	-1.2	+2.6	-0.3	

**Sedgefield Elementary**

	3rd	4th	5th	Enrolled
Reading	55.1	52.2	61.4	312
Chg. from 01	-6.7	+7.9	-15.4	% black
Math	57.1	87.5	82.6	59
Chg. from 01	+4.2	+17.0	+3.7	

**McKee Road Elementary**

	3rd	4th	5th	Enrolled
Reading	97.7	96.5	98.7	1,327
Chg. from 01	+0.9	0	+0.1	% black
Math	97.2	99.6	99.6	4
Chg. from 01	+0.4	0	+0.5	

**Steele Creek Elementary**

	3rd	4th	5th	Enrolled
Reading	85.2	75.5	73.5	977
Chg. from 01	+3.6	-12.2	-3.8	% black
Math	79.5	84.8	81.7	44
Chg. from 01	+8.5	+7.8	-0.9	

New school; no data

**Providence Springs Elementary**

**Olde Providence Elementary**

	3rd	4th	5th	Enrolled
Reading	89.8	95.3	96.2	767
Chg. from 01	-1.6	-2.3	+1.0	% black
Math	88.2	95.3	99.2	20
Chg. from 01	-1.6	-3.9	+4.8	

## Providence High

Parent education: Graduate school, 4-year college, Comm.Col. trade sch., H.S. diploma, No H.S. diploma, Not reported

Enrolled: 2,475; 15% black

## South Meck High

Parent education: Graduate school, 4-year college, Comm.Col. trade sch., H.S. diploma, No H.S. diploma, Not reported

Enrolled: 1,933; 22% black

**Crestdale Middle**

	6th	7th	8th	Enrolled
Reading	93.4	92.7	93.7	1,355
Chg. from 01	-0.9	+2.5	-1.3	% black
Math	97.8	95.1	94.4	10
Chg. from 01	+0.6	+0.6	+1.6	

**Carmel Middle**

	6th	7th	8th	Enrolled
Reading	72.6	79.3	90.2	876
Chg. from 01	-7.8	-0.2	+6.4	% black
Math	85.9	83.7	85.1	30
Chg. from 01	-1.2	+4.6	+1.0	

New school; no data

**Robinson Middle**

**South Charlotte Middle**

	6th	7th	8th	Enrolled
Reading	92.2	92.3	96.4	1,610
Chg. from 01	+5.8	-0.8	+1.8	% black
Math	97.2	94.8	95.3	11
Chg. from 01	+4.1	+1.3	+3.5	

**Quail Hollow Middle**

	6th	7th	8th	Enrolled
Reading	69.4	71.2	80.3	1,230
Chg. from 01	+4.1	-1.7	-1.0	% black
Math	85.8	80.1	76.0	33
Chg. from 01	+9.0	+3.8	-1.1	

New school; no data

New school; no data

**Robinson Middle**

**South Charlotte Middle**

	6th	7th	8th	Enrolled
Reading	92.2	92.3	96.4	1,610
Chg. from 01	+5.8	-0.8	+1.8	% black
Math	97.2	94.8	95.3	11
Chg. from 01	+4.1	+1.3	+3.5	

**Martin Middle**

	6th	7th	8th	Enrolled
Reading	68.0	69.2	83.0	1,172
Chg. from 01	+9.1	+4.9	+10.6	% black
Math	78.9	75.7	75.9	62
Chg. from 01	+3.8	+4.9	+8.0	

**Beverly Woods Elementary**

	3rd	4th	5th	Enrolled
Reading	81.8	85.5	84.1	528
Chg. from 01	+10.2	+16.4	+4.7	% black
Math	78.5	97.4	85.6	38
Chg. from 01	+1.7	+22.4	+0.7	

**Ranson Middle**

	6th	7th	8th	Enrolled
Reading	55.6	60.9	71.8	1,195
Chg. from 01	+1.6	+8.7	+11.0	% black
Math	73.1	62.2	68.4	70
Chg. from 01	+11.9	+8.4	+21.2	

**Hawk Ridge Elementary**

	3rd	4th	5th	Enrolled
Reading	95.8	93.9	99.4	1,093
Chg. from 01	+2.3	+2.7	+0.7	% black
Math	97.9	98.8	100	5
Chg. from 01	+1.5	-0.8	0	

**Nathaniel Alexander Elementary**

	3rd	4th	5th	Enrolled
Reading	81.5	70.3	85.5	864
Chg. from 01	+3.0	-6.6	-0.3	% black
Math	83.7	88.5	86.6	57
Chg. from 01	+7.4	+2.7	-1.4	

**Huntingtowne Farms Elementary**

	3rd	4th	5th	Enrolled
Reading	84.0	77.9	83.5	597
Chg. from 01	+0.2	+1.1	+2.2	% black
Math	78.9	89.7	86.3	32
Chg. from 01	-1.4	+2.7	+3.4	

**Hidden Valley Elementary**

	3rd	4th	5th	Enrolled
Reading	78.5	60.3	61.9	584
Chg. from 01	+15.1	+14.1	-12.8	% black
Math	63.9	74.6	74.2	75
Chg. from 01	+11.0	+7.6	+2.4	

**McAlpine Elementary**

	3rd	4th	5th	Enrolled
Reading	98.3	92.9	97.7	706
Chg. from 01	+2.1	+2.3	+2.7	% black
Math	96.6	99.0	97.7	8
Chg. from 01	-1.2	+2.6	-0.3	

**Highland Renaissance Academy**

	3rd	4th	5th	Enrolled
Reading	84.2	70.7	87.8	309
Chg. from 01	+27.1	+2.4	+0.3	% black
Math	64.1	90.0	92.2	74
Chg. from 01	+5.1	+3.6	+4.4	

**Smithfield Elementary**

	3rd	4th	5th	Enrolled
Reading	73.9	77.8	86.1	704
Chg. from 01	+7.8	+4.0	+7.2	% black
Math	75.0	91.8	92.1	37
Chg. from 01	+20.9	+6.1	+8.6	

**Hornets Nest Elementary**

	3rd	4th	5th	Enrolled
Reading	75.8	67.8	88.2	981
Chg. from 01	+2.5	-8.0	+9.1	% black
Math	75.5	86.3	88.6	52
Chg. from 01	+2.8	-1.3	+3.4	

**Vance High**

Parent education:	Graduate school	4-year college	Comm.Col. trade sch.	H.S. diploma	No H.S. diploma	Not reported
Enrolled: 2,281; 47% black						

**Mallard Creek Elementary**

	3rd	4th	5th	Enrolled
Reading	85.5	79.4	82.2	742
Chg. from 01	+8.3	+9.7	-7.2	% black
Math	85.8	88.6	89.2	38
Chg. from 01	+8.5	+4.2	+2.0	

**Alexander Middle**

	6th	7th	8th	Enrolled
Reading	78.8	81.9	85.7	1,133
Chg. from 01	+5.2	+7.1	+1.5	% black
Math	87.0	89.1	81.4	21
Chg. from 01	+6.1	+13.4	+1.2	

**Newell Elementary**

	3rd	4th	5th	Enrolled
Reading	74.8	80.8	78.2	685
Chg. from 01	-7.1	+12.9	-9.3	% black
Math	76.5	94.2	84.8	44
Chg. from 01	-5.4	+12.7	-7.0	

**University Meadows Elementary**

	3rd	4th	5th	Enrolled
Reading	74.5	71.0	76.3	956
Chg. from 01	-0.1	-13.3	-2.7	% black
Math	72.4	82.1	82.4	56
Chg. from 01	+4.3	+7.7	+2.7	

**Montclair Elementary**

	3rd	4th	5th	Enrolled
Reading	64.9	63.5	79.4	422
Chg. from 01	-4.8	+7.4	-2.9	% black
Math	71.9	74.6	88.2	40
Chg. from 01	+13.9	+7.0	+9.4	

**E.E. Waddell High**

Parent education: Graduate school 4-year college Comm.Col. trade sch. H.S. diploma No H.S. diploma Not reported

New school; no data

Enrolled: 914; 50% black

**Nations Ford Elementary**

	3rd	4th	5th	Enrolled
Reading	79.7	78.3	86.3	345
Chg. from 01	+6.3	-2.3	+7.0	% black
Math	79.7	91.8	92.6	63
Chg. from 01	-0.3	-0.3	+5.9	

**Carmel Middle**

	6th	7th	8th	Enrolled
Reading	72.6	79.3	90.2	876
Chg. from 01	-7.8	-0.2	+6.4	% black
Math	85.9	83.7	85.1	30
Chg. from 01	-1.2	+4.6	+1.0	

**Pineville Elementary**

	3rd	4th	5th	Enrolled
Reading	73.4	67.2	84.1	901
Chg. from 01	-2.4	-9.4	+0.5	% black
Math	73.5	89.0	87.1	26
Chg. from 01	-1.5	-1.1	+1.1	

**Kennedy Middle**

	6th	7th	8th	Enrolled
Reading	79.2	77.1	84.7	1,001
Chg. from 01	+6.9	+4.2	-1.7	% black
Math	88.7	83.0	89.3	49
Chg. from 01	+4.7	+3.4	+8.0	

**Sterling Elementary**

	3rd	4th	5th	Enrolled
Reading	76.5	60.3	76.9	481
Chg. from 01	+3.6	+5.5	+4.8	% black
Math	73.9	74.6	80.6	46
Chg. from 01	+6.3	+1.3	+9.4	

**Quail Hollow Middle**

	6th	7th	8th	Enrolled
Reading	69.4	71.2	80.3	1,230
Chg. from 01	+4.1	-1.7	-1.0	% black
Math	85.8	80.1	76.0	33
Chg. from 01	+9.0	+3.8	-1.1	

**West Charlotte High**

Parent education: Graduate school 4-year college Comm.col. trade sch. H.S. diploma No H.S. diploma Not reported

Enrolled: 1,669; 75% black

**Sedgefield Middle**

	6th	7th	8th	Enrolled
Reading	55.8	55.9	69.4	489
Chg. from 01	+13.1	+1.8	-4.3	% black
Math	84.2	71.9	70.6	54
Chg. from 01	+14.1	+18.8	+8.8	

**Piedmont Middle (Open, IB magnets)**

	6th	7th	8th	Enrolled
Reading	72.4	72.1	79.7	776
Chg. from 01	+2.0	+2.9	+2.7	% black
Math	88.3	84.1	77.3	41
Chg. from 01	+2.8	+2.9	+5.0	

**Huntingtowne Farms Elementary**

	3rd	4th	5th	Enrolled
Reading	84.0	77.9	83.5	597
Chg. from 01	+0.2	+1.1	+2.2	% black
Math	78.9	89.7	86.3	32
Chg. from 01	-1.4	+2.7	+3.4	

**Spaugh Middle**

	6th	7th	8th	Enrolled
Reading	65.2	72.0	90.0	575
Chg. from 01	+1.0	-3.9	+9.0	% black
Math	85.2	82.0	90.6	62
Chg. from 01	+8.0	-4.0	+14.0	



Data unavailable

### J.T. Williams Middle

	6th	7th	8th	Enrolled
Reading	78.8	84.9	97.0	704
Chg. from 01	+4.9	-0.8	+0.3	% black
Math	89.4	88.1	92.8	61
Chg. from 01	+4.3	-1.0	-5.5	

### Wilson Middle

	6th	7th	8th	Enrolled
Reading	47.3	51.2	66.7	651
Chg. from 01	+10.4	+3.4	+16.7	% black
Math	79.3	53.1	77.7	69
Chg. from 01	+26.6	-10.5	+24.9	

### Allenbrook Elementary

	3rd	4th	5th	Enrolled
Reading	44.7	61.7	73.8	305
Chg. from 01	-18.8	+0.3	+2.1	% black
Math	29.2	85.2	88.1	68
Chg. from 01	-25.5	+1.1	+3.2	

New school; no data

### Byers Elementary

### Bruns Avenue Elementary

	3rd	4th	5th	Enrolled
Reading	80.9	83.3	83.3	570
Chg. from 01	+5.9	+11.6	-5.7	% black
Math	71.3	91.3	86.0	44
Chg. from 01	-1.8	+3.5	-6.1	

### Druid Hills Elementary

	3rd	4th	5th	Enrolled
Reading	78.1	48.4	74.2	329
Chg. from 01	+14.3	-20.3	-2.6	% black
Math	67.2	70.3	77.3	82
Chg. from 01	+13.6	-2.8	-5.1	

### Lincoln Heights Elementary

	3rd	4th	5th	Enrolled
Reading	65.4	55.3	74.7	490
Chg. from 01	-0.1	-5.9	-10.8	% black
Math	58.0	84.4	79.5	67
Chg. from 01	-2.0	+14.8	-11.5	

### Oaklawn Elementary

	3rd	4th	5th	Enrolled
Reading	78.7	71.4	88.9	295
Chg. from 01	+3.1	+11.0	+6.2	% black
Math	80.6	91.7	97.8	81
Chg. from 01	+14.7	-4.6	+11.0	

### Thomasboro Elementary

	3rd	4th	5th	Enrolled
Reading	57.4	55.0	56.5	382
Chg. from 01	+9.2	+10.1	-7.0	% black
Math	49.2	79.0	83.2	80
Chg. from 01	+10.8	+6.7	+16.5	

## West Meck High

Parent education: school graduate 4-year college Comm.Col. trade sch. H.S. diploma No H.S. diploma Not reported

Enrolled: 1,492; 61% black

### Coulwood Middle

	6th	7th	8th	Enrolled
Reading	56.5	57.8	72.2	1,081
Chg. from 01	+7.1	+4.0	-2.2	% black
Math	82.2	71.6	66.2	57
Chg. from 01	+9.5	+2.2	-1.2	

Data unavailable

### Marie G. Davis Middle

	6th	7th	8th	Enrolled
Reading	91.0	91.5	95.5	637
Chg. from 01	+3.1	+0.6	+0.1	% black
Math	98.1	91.5	96.0	45
Chg. from 01	+4.1	-1.7	+2.5	

### Smith Middle (foreign languages magnet)

	6th	7th	8th	Enrolled
Reading	71.9	73.9	74.9	824
Chg. from 01	+2.1	+9.6	+1.6	% black
Math	89.4	83.9	74.9	43
Chg. from 01	+8.5	+2.9	+0.7	

### Spaugh Middle

	6th	7th	8th	Enrolled
Reading	65.2	72.0	90.0	575
Chg. from 01	+1.0	-3.9	+9.0	% black
Math	85.2	82.0	90.6	62
Chg. from 01	+8.0	+2.9	+5.0	

### Wilson Middle

	6th	7th	8th	Enrolled
Reading	47.3	51.2	66.7	651
Chg. from 01	+10.4	+3.4	+16.7	% black
Math	79.3	53.1	77.7	69
Chg. from 01	+26.6	-10.5	+24.9	



**Park Road Elementary**

	3rd	4th	5th	Enrolled
Reading	82.5	60.9	71.0	236
Chg. from 01	+18.0	+0.4	+10.0	% black
Math	80.5	88.0	77.4	61
Chg. from 01	+7.8	+6.9	+1.8	

**Starmount Elementary**

	3rd	4th	5th	Enrolled
Reading	71.4	71.0	80.5	230
Chg. from 01	+13.3	+8.1	-5.7	% black
Math	69.0	96.8	85.4	36
Chg. from 01	+23.5	+10.7	+9.5	

**Villa Heights Elementary**

	3rd	4th	5th	Enrolled
Reading	100	100	100	289
Chg. from 01	0	0	0	% black
Math	100	100	100	45
Chg. from 01	0	0	0	

**Winding Springs Elementary**

	3rd	4th	5th	Enrolled
Reading	81.0	63.6	74.3	602
Chg. from 01	+10.9	-7.2	+1.9	% black
Math	84.7	81.6	83.6	50
Chg. from 01	+15.7	+3.0	+12.2	

# Special situations

*Derita closes as a K-5 Tuesday, and will be used next fall as a site for Learning Academy classes. Amay James will be a pre-kindergarten center. Hawthorne will be used as swing space for Piedmont Middle this fall, and is scheduled to reopen later as a middle school for the arts magnet program.*



**Derita Elementary**

	3rd	4th	5th	Enrolled
Reading	52.6	57.5	73.6	717
Chg. from 01	-15.5	-2.3	-0.2	% black
Math	47.9	79.6	86.0	70
Chg. from 01	-22.9	-0.9	+8.0	

**Amay James Elementary**

	3rd	4th	5th	Enrolled
Reading	89.5	84.1	86.4	288
Chg. from 01	+11.2	+2.3	-8.7	% black
Math	84.6	93.2	86.4	42
Chg. from 01	+10.7	+4.6	-13.6	

**Hawthorne Middle**

	6th	7th	8th	Enrolled
Reading	49.4	52.0	58.4	307
Chg. from 01	+16.1	+1.4	-9.0	% black
Math	66.3	70.7	71.8	69
Chg. from 01	+23.2	+14.9	+3.3	

A special thanks to Eastway Middle student Vermar Smith for assistance with this project.



eready to volunteer as schools remake themselves this summer. For a reservation, call 704-343-6245